





# PowerPlay Cradle

## Floor System Components



<p style="text-align: center;"><b>Components Provided by Aacer Sports Flooring</b></p>	<p style="text-align: center;"><b>Components Provided by Installer</b> AVAILABLE FROM AACER *</p>
<p><u>Subfloor Panels:</u> <b>16 SF per Panel</b></p> <p>Pre-assembled subfloor panels with resilient pads attached and pre-drilled anchor pockets provided.</p>  <p><u>Anchor Assemblies</u> <b>0.25 Anchor Assemblies per SF</b></p>  <p>2" STEEL SPIKE ANCHOR</p>  <p>SEALED WASHER</p>  <p>3/4" RUBBER SLEEVE</p> <p>NOTE: Quantities shown do not include waste.</p>	<p>Vapor Retarder * <b><u>1 SF per SF</u></b></p> <p>1" Subfloor Staples * <b><u>1.0 per SF</u></b></p> <p>1-3/4" Flooring Cleats or Staples * <b><u>5.8 per SF</u></b></p> <ul style="list-style-type: none"> <li>- When installing 2-1/4" Flooring</li> <li>- Fasteners applied 10" to 12" OC</li> </ul> <p style="text-align: center;">OR</p> <p><b>8.7 per SF</b></p> <ul style="list-style-type: none"> <li>- If installing 1-1/2" Flooring</li> <li>- Fasteners applied 10" to 12" OC</li> </ul> <p><b><u>1/4" Solid Blocking</u></b></p> <p><b><u>Duct Tape</u></b> for Vapor Retarder</p> <p style="text-align: right;"><i>Note: Concrete anchors require 1/4" masonry bits</i></p>