



ASSEMBLED COMPONENTS  
**PowerPlay Cradle**

Rev A  
 Date: 12-6-22

Rev B  
 Date :

ULPPC

Coverage: 16 SF Per Panel  
 Requires:  
 - 21.33 SF of 15/32" UL Plywood  
 - 16 ea 19mm x 1" x 4" ECO pads  
 - 4 ea 2" Anchor / Sleeve / Washer

Manufactured from two layers of 15/32" UL Plywood Sheathing

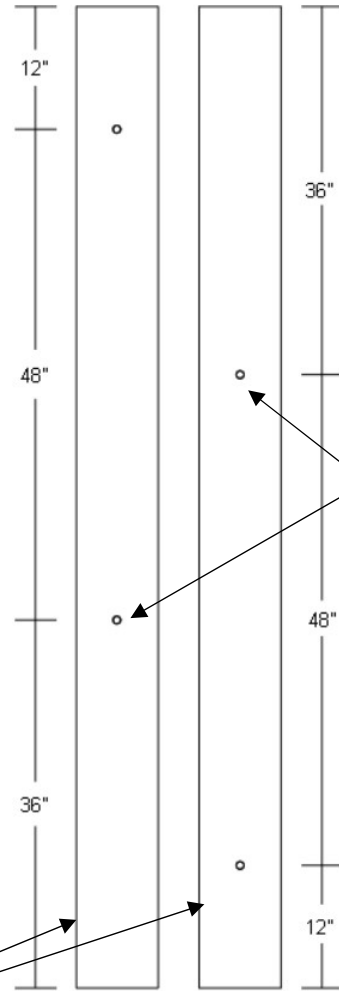
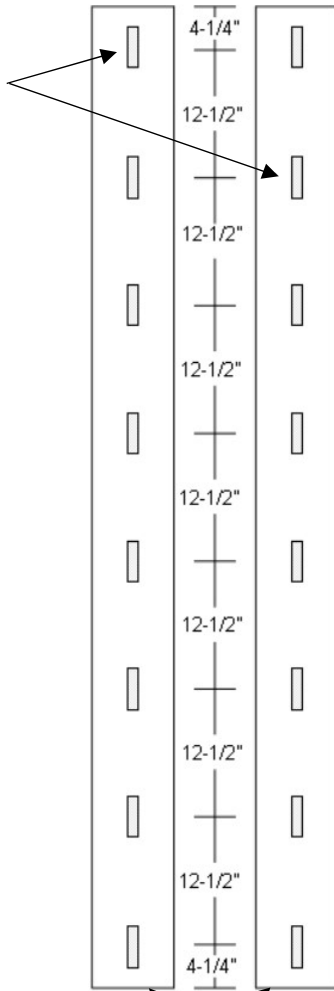
(Dimensions of plywood sections and spacing are nominal as affected by saw kerfs when cut)

**TOP SECTIONS**

**BOTTOM SECTIONS**

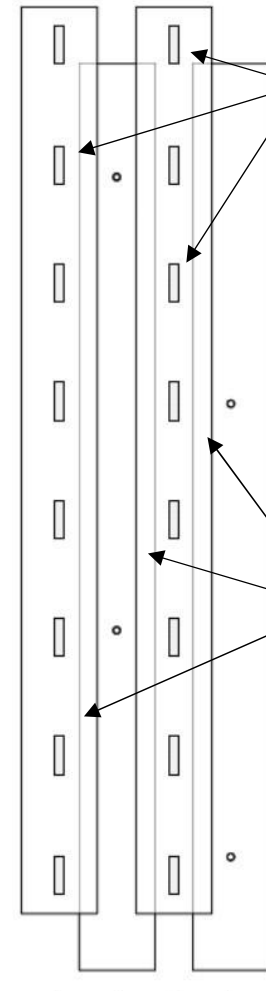
**ASSEMBLED PANEL**

1" x 4" x 3/4" ECO pads  
 as spaced on the  
 underside of Top  
 Sections



Anchor holes as  
 spaced in Bottom  
 Sections

Indicates pad  
 locations on the  
 underside of  
 Top Sections



Staple at all 2"  
 overlaps at 12"  
 on center with  
 inclusion of  
 wood glue bead

Top and Bottom sections  
 all measure 8" x 8'

