



ASSEMBLED COMPONENTS

**PowerPlay Panel**

Rev A

Date: 12-6-22

Rev B

Date :

ULPPP

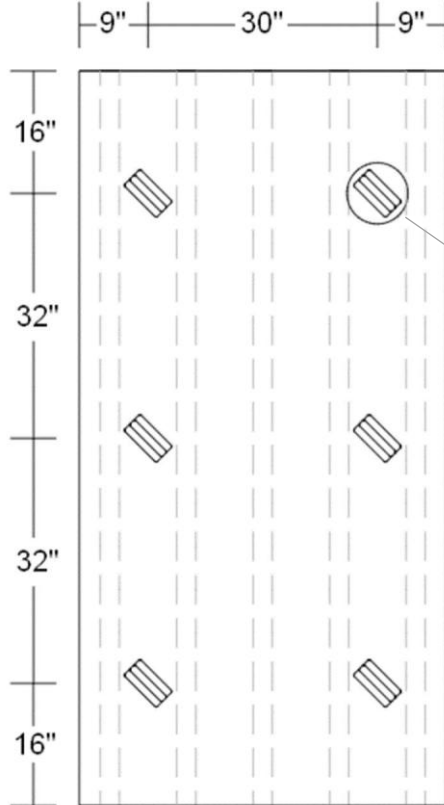
Coverage: 32 SF Per Panel

Requires:

- 32 SF of 23/32" Ply
- 40 LF Rebond Foam
- 6 ea Channels / 1-1/2" Anchors


Manufactured from one layer of 23/32" x 4' x 8' Plywood Sheathing

Top View - Anchor Pocket Locations



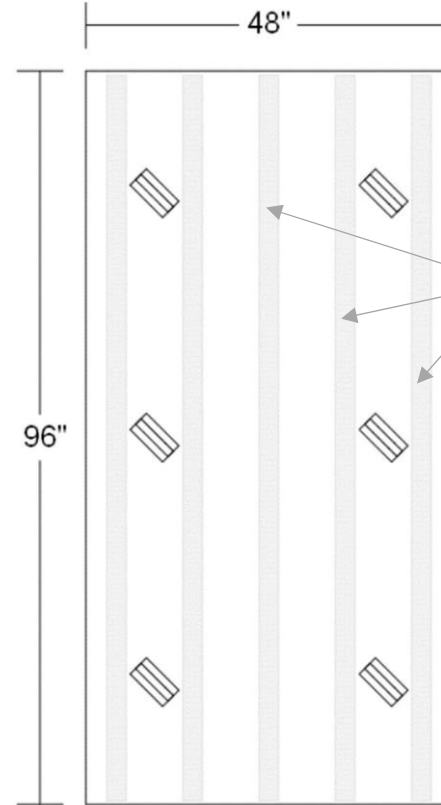
ANCHOR POCKET

Upper Layer



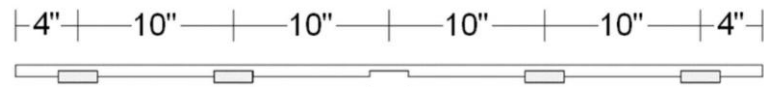
Lower Layer

Top View - Resilient Cushion Locations



3/4" x 2-1/2" x 96"  
8 PCF Rebonded foam  
cushion sections below  
subfloor

End View - Recessed Resilient Foam



Grooves 3/8" Deep / 2-1/2" Wide