

# ReClaim III

## FLOATING RESILIENT SYSTEM

ReClaim III addresses concrete substrates that do not meet the standard flatness tolerance required when installing typical hardwood athletic floors. Such slab conditions mostly relate to removal and replacement of older floors which otherwise can require pouring expensive and time-consuming leveling material. Desired shock absorption and performance is provided by the inclusion of our ECO resilient pads.

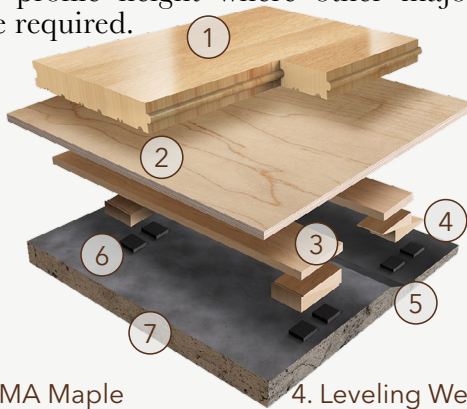


**INFINITY**  
Wood Floors



# ReClaim III

ReClaim III is a highly resilient system providing a method to adjust floor profile height where other major expense would otherwise be required.



- |                                                  |                                 |
|--------------------------------------------------|---------------------------------|
| 1. Infinity MFMA Maple                           | 4. Leveling Wedges              |
| 2. APA Rated Plywood Sheathing                   | 5. Uneven Substrate             |
| 3. Nominal 1 x 6 (19mm x 140mm) Softwood Sleeper | 6. 1/4" (6mm) ECO Resilient Pad |
|                                                  | 7. Vapor Retarder               |

Green Status and LEED Contributors



- FSC® Certified Maple - MR
- FSC® Certified Subfloor Components - MR
- Environmental Quality - 4.2
- Regional Materials - MR

Resilience 1/4" (6mm) ECO Resilient Pad

Profile Height • 25/32" (20mm) flooring - 3 7/8" - 4 3/4" (98mm - 121mm)

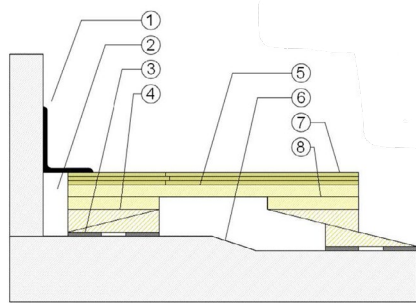
Subfloor Construction Sleeper Plywood

System Type Floating Resilient

Testing Laboratory Partners



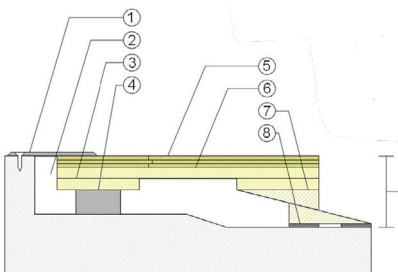
## WALL BASE



1. 3" x 4" (76mm x 101mm) Vent Cove Base
2. 1 1/2" (38mm) Min. Expansion Space
3. ECO Resilient Pad
4. Leveling Wedges at Minimum Profile
5. ReClaim III Subfloor
6. Uneven Concrete Substrate
7. 25/32" (20mm) MFMA Maple Flooring
8. ReClaim III Sleeper

Adjustable  
3-7/8" to 4-3/4"  
(98mm - 121mm)

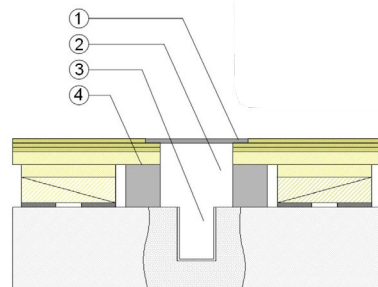
## THRESHOLD



1. 1/4" (6mm) Aluminum Threshold
2. 1 1/2" (38mm) Min. Expansion Space
3. ReClaim III Sleeper
4. Solid Blocking at Doorway
5. 25/32" (20mm) MFMA Maple Flooring
6. ReClaim III Subfloor
7. Leveling Wedges at Maximum Profile
8. ECO Resilient Pad

Adjustable  
3-7/8" to 4-3/4"  
(98mm - 121mm)

## EQUIPMENT



1. Floor Plate
2. 1 1/2" (38mm) Expansion Space at all Insert & Electrical Penetrations
3. Concrete Floor Penetration
4. Solid Blocking at Insert

It is the policy of Infinity Wood Floors to continuously improve its line of products. Therefore, Infinity Wood Floors reserves the right to change, modify or discontinue systems, specifications and accessories of all products at any time without notice or obligation to purchaser.



see us at  
**Sweets.com**

