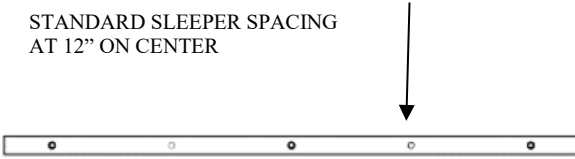




Anchored PowerLoc LP

Floor System Components



<p>Components Provided by Aacer Sports Flooring</p>	<p>Components Provided by Installer AVAILABLE FROM AACER *</p>
<p><u>Sleepers</u> 8.0 SF per Sleeper</p> <p>8' plywood sleepers with pre-drilled anchor pockets and resilient pads pre-attached.</p> <p>STANDARD SLEEPER SPACING AT 12" ON CENTER</p>   <p>2" SPACING OF UPPER SUBFLOOR</p> <p><u>Upper Subfloor</u> 1.6 LF Lineal Feet per SF</p> <p>1 x 6 (1/2" x 5-1/2") pine. (Board lengths range from 6' to 16')</p> <p><u>Anchor Assemblies</u> 0.375 Anchor Assemblies per SF</p>  <p>STEEL SPIKE ANCHOR SEALED WASHER RUBBER BUSHING</p> <p>NOTE: Quantities shown do not include waste.</p>	<p><u>Vapor Retarder</u> * 1 SF per SF</p> <p><u>1" Subfloor Staples</u> * 3.2 per SF</p> <p><u>2" Flooring Cleats or Staples</u> * 5.8 per SF</p> <ul style="list-style-type: none"> - When installing 2-1/4" Flooring - Fasteners applied 10" to 12" OC <p>OR</p> <p>8.7 per SF</p> <ul style="list-style-type: none"> - If installing 1-1/2" Flooring - Fasteners applied 10" to 12" OC <p><u>1/4" Solid Blocking</u></p> <p><u>Duct Tape</u> for Vapor Retarder</p> <p><i>Note: Concrete anchors require 1/4" masonry bits</i></p>