



ASSEMBLED COMPONENTS

**PowerPlay Panel II**

Rev A

Date: 1-3-22

Rev B

Date : 10-4-24

ULPPPII

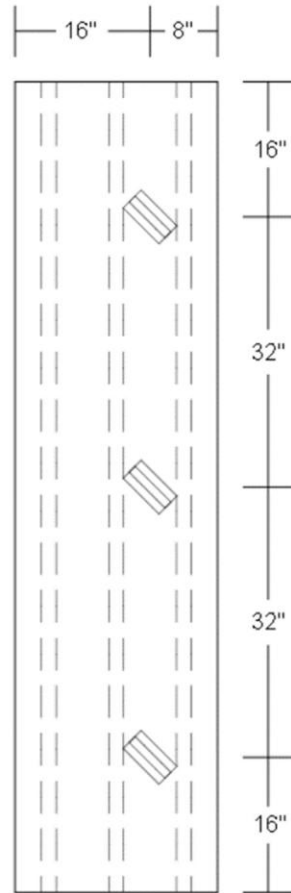
Coverage: 16 SF Per Panel

Requires:

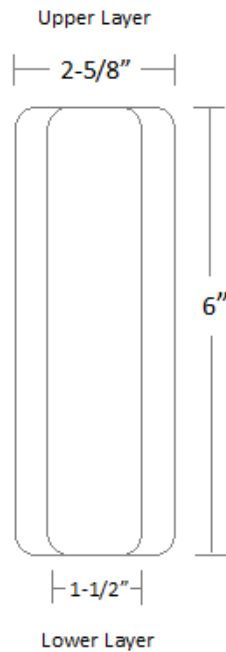
- 16 SF of 23/32" Ply
- 24 LF Rebond Foam
- 3 ea Channels / 1-1/2" Anchors

Manufactured from one layer of 23/32" x 2' x 8' Plywood Sheathing

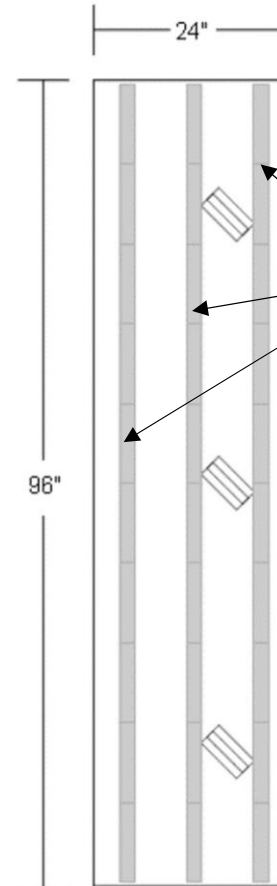
Top View - Anchor Pocket Locations



ANCHOR POCKET

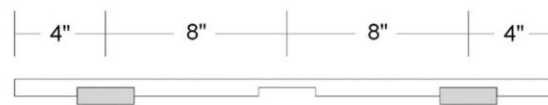


Top View - Resilient Cushion Locations



3/4" x 2-1/2" x 96"  
8 PCF Rebonded foam  
cushion sections below  
subfloor

End View - Recessed Resilient Foam



Grooves 3/8" Deep / 2-1/2" Wide