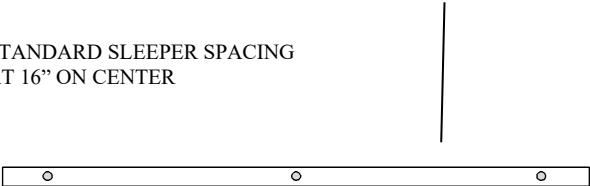





Anchored PowerSleeper LP

Floor System Components



<p style="text-align: center;">Components Provided by Aacer Sports Flooring</p>	<p style="text-align: center;">Components Provided by Installer AVAILABLE FROM AACER *</p>
<p><u>Sleepers</u> 10.67 SF per Sleeper</p> <p>8' plywood sleepers with pre-drilled anchor pockets and relief milled channel on bottom for attached resilient pads.</p> <p>STANDARD SLEEPER SPACING AT 16" ON CENTER</p>  <p><u>Anchor Assemblies</u> 0.28 Anchor Assemblies per SF</p>  <p>2-1/2" STEEL SPIKE ANCHOR</p>  <p>SEALED WASHER</p>  <p>3/4" RUBBER BUSHING</p> <p>NOTE: Quantities shown do not include waste.</p>	<p><u>Vapor Retarder</u> * 1 SF per SF</p> <p><u>15/32" Plywood Subfloor</u> 32 SF per Sheet</p> <p><u>1" Subfloor Staples</u> * 1.125 per SF</p> <p><u>2" Flooring Cleats or Staples</u> * 5.8 per SF</p> <ul style="list-style-type: none"> - When installing 2-1/4" Flooring - Fasteners applied 10" to 12" OC <p style="text-align: center;">OR</p> <p>8.7 per SF</p> <ul style="list-style-type: none"> - If installing 1-1/2" Flooring - Fasteners applied 10" to 12" OC <p><u>1/2" Solid Blocking</u> (FOR STANDARD PADS)</p> <p><u>Duct Tape</u> for Vapor Retarder</p> <p style="text-align: right;"><i>Note: Concrete anchors require 1/4" masonry bits</i></p>