



ASSEMBLED COMPONENTS

**PowerPlay Trax**

Rev A

Date: 12-6-22

By: RR

Rev B

Date : 8-1-24

For: Foam Adhesive

Coverage: 17 SF Per Panel

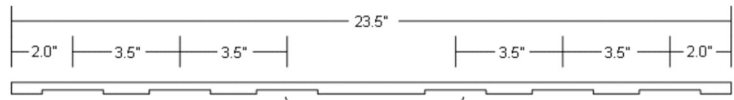
Requires:

- 32 SF of 11/32" UL Plywood
- 16 LF - 3/4" x 11" Rebond Foam
- 3 ea Concrete Anchors & Washers
- 16 SF of added 11/32" APA Ply

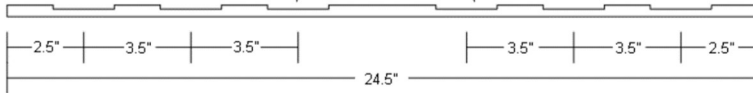
Manufactured from two layers of 11/32" UL Plywood Sheathing

(Dimensions of plywood sections and spacing are nominal as affected by saw kerfs when cut)

Top Subfloor Section 23-1/2" x 96"



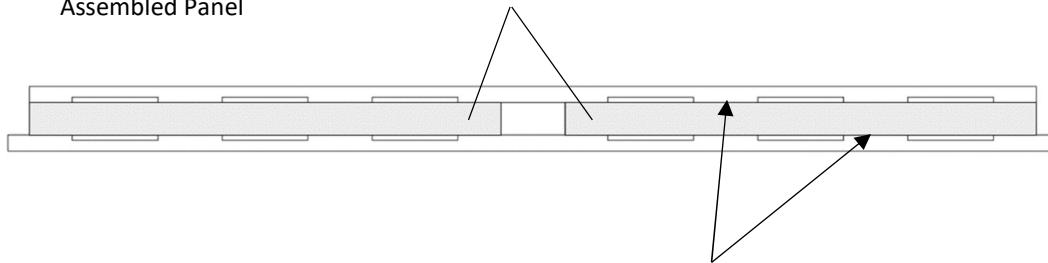
All Grooves - 2" wide x 1/8" Deep



Bottom Subfloor Section 24-1/2" x 96"

3/4" x 11" x 96" Open Cell 8 PCF Foam Sections Between Upper and Lower Subfloor Panels

Assembled Panel



Foam sections adhered to upper and lower subfloor ribs

