


AacerCush I+

FLOATING SYSTEM



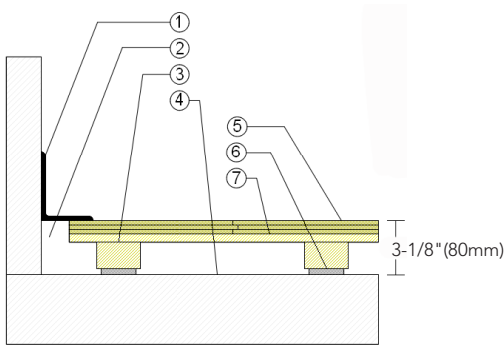
AacerCush I+ is a shock absorbent variable profile system. This system combines sleepers with a plywood layer for greater dimensional strength. This system is chosen for new and retrofit athletic and stage floor applications.





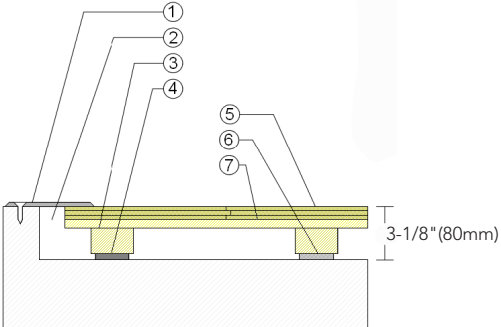
- 1. Precision-milled Acer Maple
- 2. 15/32" (12mm) Exposure 1, APA Rated Sheathing
- 3. Nom. 2" x 3" (38mm x 64mm) AcerCush Sleeper
- 4. 3/8" (10mm) AcerCush Pad
- 5. Vapor Retarder
- 6. Concrete

WALLBASE



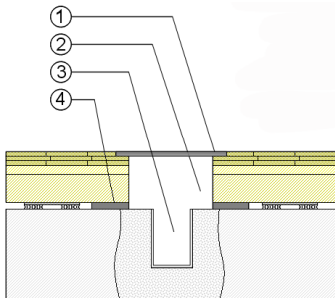
- 1. 3" x 4" (76mm x 101mm) Vent Cove Base
- 2. 1-1/2" (38mm) Min. Expansion Space
- 3. 1-1/2" x 2-1/2" (38mm x 64mm) AcerCush Sleeper
- 4. Vapor Retarder
- 5. 25/32" (20mm) MFMA Maple Flooring
- 6. 3/8" (10mm) AcerCush Pad
- 7. 15/32" (12mm) Plywood Subfloor

THRESHOLD



- 1. 1/4" (6mm) Aluminum Threshold
- 2. 1-1/2" (38mm) Min. Expansion Space
- 3. 1-1/2" x 2-1/2" (38mm x 64mm) AcerCush Sleeper
- 4. Solid Blocking at Doorway
- 5. 25/32" (20mm) MFMA Maple Flooring
- 6. 3/8" (10mm) AcerCush Pad
- 7. 15/32" (12mm) Plywood Subfloor

EQUIPMENT



- 1. Floor Plate
- 2. 1-1/2" (38mm) Min. Expansion Space at all Inserts & Electrical Penetrations
- 3. Concrete Floor Penetration
- 4. Solid Blocking at Insert

Certified



Green Status and LEED Contributors



- FSC® Certified Maple - MR
- FSC® Certified Subfloor Components - MR
- Environmental Quality - EQ
- Regional Materials - MR

Resilience

3/8" (10mm) AcerCush Pads
*Other pad options available

Slab Depression

- 25/32" (20mm) Flooring - 3-1/8" (80mm)

Optional PowerSleeper Systems

AcerCush I
AcerCush II
Anchored AcerCush I
Anchored AcerCush I+

Subfloor Construction

Sleeper Plywood

System Type

Floating

Testing Laboratory Partners



It is the policy of Acer Sports Flooring to continuously improve its line of products. Therefore, Acer Sports Flooring reserves the right to change, modify or discontinue systems, specifications and accessories of all products at any time without notice or obligation to purchaser.