
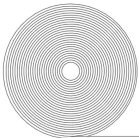
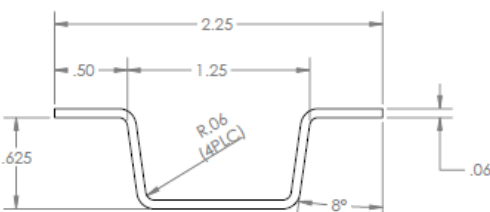



PowerPlay Panel FB

Floor System Components



<p style="text-align: center;">Components Provided by Acer Sports Flooring</p>	<p style="text-align: center;">Components Provided by Installer AVAILABLE FROM AACER *</p>
<p><u>Subfloor Panels:</u> 32 SF per Panel</p> <p>Preassembled subfloor panels - resilient foam provided in rolls and installed separately</p> <div style="text-align: center;">  </div> <div style="text-align: center;">  <p><u>9/16" Foam Blanket</u> 1 SF per SF</p> </div> <p><u>.625 Sectional Steel Channels</u> 0.188 per SF</p> <div style="text-align: center;">  </div> <p><u>1-1/2" Concrete Anchor Pins</u> 0.188 per SF</p> <div style="text-align: center;">  </div> <p>Quantities shown do not include waste.</p>	<p><u>Vapor Retarder</u> * 1 SF per SF</p> <p><u>1-3/4" Flooring Cleats or Staples</u> * 5.8 per SF</p> <ul style="list-style-type: none"> - When installing 2-1/4" Flooring - Fasteners applied 10" to 12" OC <p style="text-align: center;">OR</p> <p>8.7 per SF</p> <ul style="list-style-type: none"> - If installing 1-1/2" Flooring - Fasteners applied 10" to 12" OC <p><u>1/2" Solid Blocking</u></p> <p><u>Duct Tape</u> for Vapor Retarder</p> <p style="text-align: center;"><i>Note: Concrete anchors require 1/4" masonry bits</i></p>